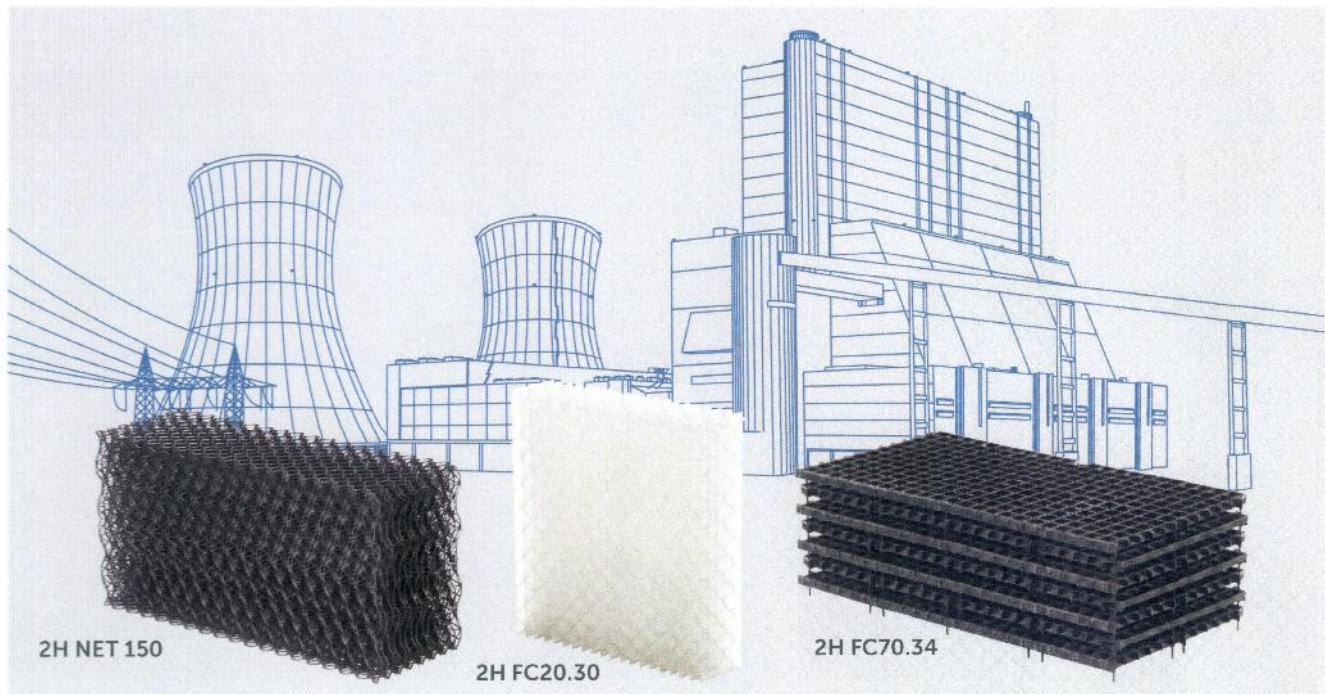


2H PLASDEK® SPLASH AND TRICKLE FILLS

Efficient water recooling in cooling towers



Our 2H Splash and Trickle Fills have been specially designed for medium to strongly polluted cooling water, the focus of the development being on a high stability as well as on easy and economical installation. Therefore these fills are built from mechanically joint grids and are easily cleaned.

The 2H NET 150 grid packings are high-performance fills which provide an optimized pressure drop. We offer a unique flexibility in measures for this fill type.

By using various materials, for example flame-retardant Polypropylene (PP), high-temperature PP or the special 2H SANIPACKING® PP, the NET 150 grid can be adapted to a wide range of requirements.

Features of our 2H Splash and Trickle Fills

- Products suitable for inferior water qualities
- Chemical and high temperature resistance of Polypropylene
- High stability
- Cleaning with high pressures cleaners possible
- Long service life
- Impact resistant
- Environmentally friendly
- Economical installation




Excellent heat and mass transfer – these are two important features of 2H PLASdek® Splash and Trickle Fills. Owing to their special design, efficient cooling with comparably low pressure drop is achieved, even with highly polluted water.

Technical Data			
	2H NET 150	2H FC70.34	2H FC20.30
Max. length	908 mm	1000 mm	600 mm
Max. width	604 mm	500 mm	1200 mm
Max. height	450 mm	45 mm	150 mm
Continuous operating temperature*	-20 – 80 °C	-20 – 80 °C	-20 – 80 °C
Max. operating temp. (short time)*	90 °C	90 °C	90 °C

*Depending on recipe/additives higher temperatures can be reached by HT-additives.

Maximum tolerances: On all dimensions +/- 20 mm or 2 % whichever is the greater. Other tolerances and dimensions by prior agreement.

Maximum application temperature: The operational temperature should be measured at the inlet pipe of the system and should not exceed the maximum application temperature stated in this brochure.

Application		Types						
		Type	Material	Geometric surface area	Effective surface area	Corrugation height	Spacing of supports	Width of supports
				m ² /m ³	m ² /m ³	mm	mm	mm
Polluted water (counter and cross-flow)		NET 150	PP	80	up to 130	20	800	50
Strongly polluted water (counter flow only)		FC70.34	PP	50	up to 90	45	250	25
Polluted water (counter flow only)		FC20.30	PP	110	110	30	300	15

This information has been put together with greatest care. However, any performance data given in this leaflet is subject to compliance with certain surrounding conditions and hence may vary from case to case. Further, we reserve the right to make changes at any time without notice. We strongly recommend (i) reconfirmation with us whether this information is still fully valid, before using it for final designs and (ii) to verify performance data taking into account the actual surrounding conditions. We do not take any responsibility for any consequences due to non-compliance with these recommendations.



ENEXIO Water Technologies, Germany, is ISO 9001:2008 certified.

ENEXIO Water Technologies GmbH
 2H Components and Solutions
 Dieselweg 5, 48493 Wettringen, Germany
 Phone +49 25 57 / 93 90 0, Fax +49 25 57 / 93 90 49
 2h.germany@enexio.com
 www.enexio.com

